

BLAKENEY & CLEY-NEXT-THE-SEA DARK SKIES POLICY

Blakeney and Cley-Nest-the-Sea in North Norfolk are small villages, at the heart of both is a Conservation Area. They are surrounded by the sea and open countryside much of which has AONB or SSSI status.

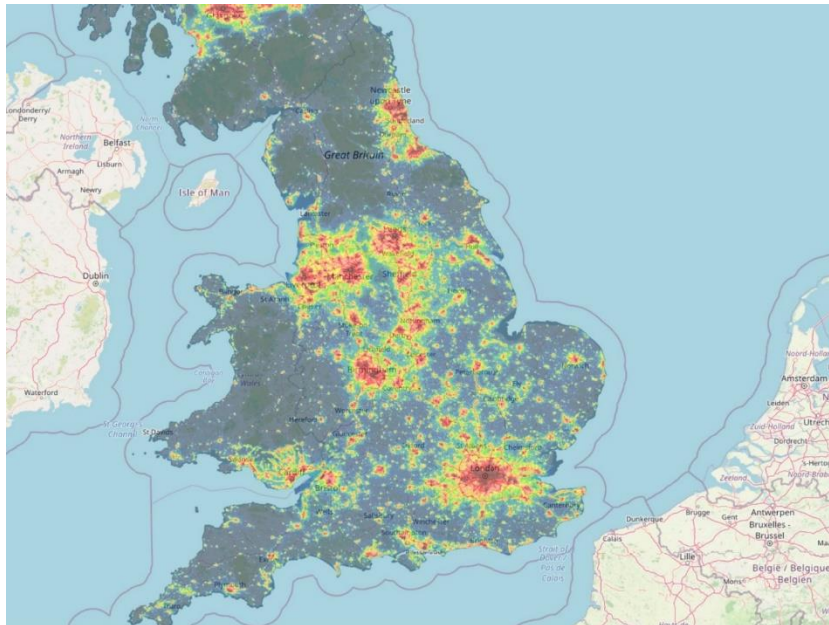


North Norfolk is the 15th darkest district in the country, and only just across the Glaven Valley is the Wiveton Downs Dark Sky Discovery Site, one of only a few in Norfolk, which provides special opportunities for people to enjoy the dark skies.

Dark skies help the villages of Blakeney and Cley retain the rural character we all love and we want to play our part to preserve these. Over the years more light has been introduced into these villages as houses and businesses are renovated and enlarged with more windows, sky lights and outside lighting, which on occasion is overly bright, sometimes misdirected and not always carefully timed.

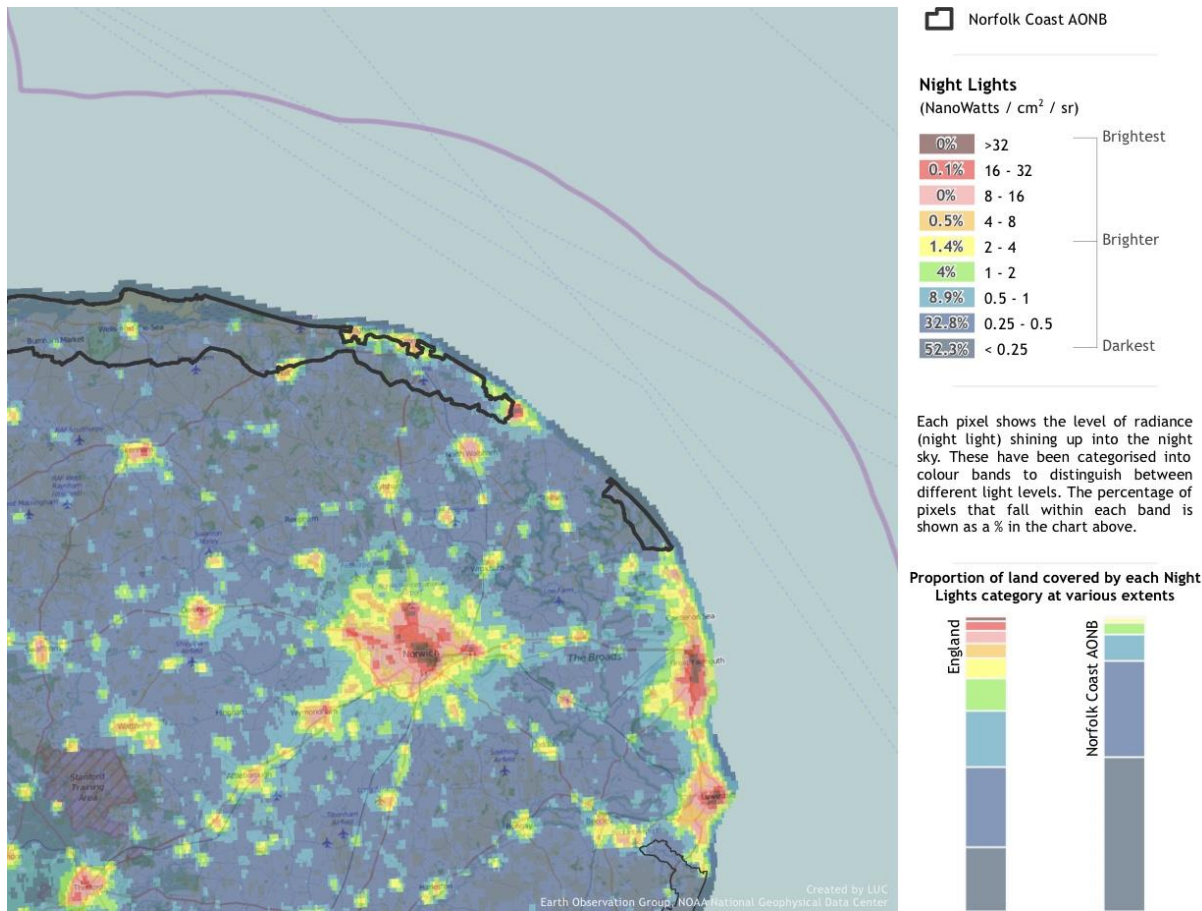
Norfolk Coast Partnership have, as part of their 20-year vision that the area will be essentially unspoilt and with dark skies that show the richness and detail of constellations. Let's work with them to achieve this.

Norfolk is the eighth darkest county in England:



NightBlight map 2016 by the Campaign to Protect Rural England showing areas of more or less light pollution. The areas with the brightest light are shown in brown/red/pink; the darkest skies are blue/green; medium bright is yellow/orange.

North Norfolk is the 15th darkest district out of the 326 districts in England:



North Norfolk AONB on CPRE's NightBlight map 2016.

How can we keep it that way?

We need light

Artificial light is essential but it is important to get the right light in the right place and it to be used at the right time. Otherwise, potentially it becomes light pollution and annoys our neighbours, is harmful to wildlife and undermines our enjoyment of the countryside and dark skies.

But we need the right amount of light

Light pollution is artificial light which shines when neither wanted or needed:

- Skyglow, light glow from towns and cities;
- Glare or uncomfortable brightness of light source;
- Light intrusion or light spilling beyond the property where it is located.

Too much light can harm plants and animals

Plants and animals depend on Earth's daily cycle of light and dark to govern life sustaining behaviours such as breeding, feeding, sleeping and protection from predators. Artificial light disrupts this.

Plants are sensitive to different intensities and wavelengths and day length. Some animals are attracted to e.g., birds and insects and some avoid light e.g., bats.



How to avoid light pollution





When renovating or building a new property, lighting should be limited that necessary for security and consideration should be given to minimising light pollution from exterior lighting, large glazed areas and sky lights.

1. Only light what is necessary

- a. Position lights and choose their distribution to avoid spill into sky and onto neighbouring properties
- b. Shield your existing light fittings so light points downwards
- c. Reduce or avoid lighting near or above horizontal to reduce skyglow
- d. No not direct external lighting outside properties into others
- e. Avoid floor lights and bollards as they are particularly confusing to wildlife
- f. Avoid lighting trees which can disturb nocturnal wildlife

2. Use only the amount of light needed

- a. Minimise wattage of LEDs which are pure white which is more destructive to wildlife (see table below)
- b. Use reflectors or solar lights
- c. Minimise use of skylights and glazed areas in buildings
- d. Consider blinds etc to reduce light pollution from interior lighting

BRIGHTNESS IN LUMENS		220+	400+	700+	900+	1300+
	STANDARD	25W	40W	60W	75W	100W
	HALOGEN	18W	28W	42W	53W	70W
	CFL	6W	9W	12W	15W	20W
	LED	4W	6W	10W	13W	18W

Comparison of brightness of different bulbs

3. Use the right colour light

- a. Use warm white rather than cool white as the former is better for wildlife's and our own circadian rhythms

4. Only light when necessary

- a. Use motion sensor lights instead of having a light on all night

- b. Ensure automatic security lights are not triggered by movement off your property
- c. Choose to light your businesses just part of the night (not dusk to dawn)
- d. Dim lighting at times of reduced need or increased wildlife sensitivity



BLAKENEY AND CLEY NEXT THE SEA DARK SKIES POLICY

In meeting Blakeney and Cley's needs for external lighting we will avoid causing a nuisance to others and upsetting the environment. This applies to existing lighting as well as that in renovations or new builds.

1. The Parishes will apply the CPRE light pollution clause to planning applications

We will apply the CPRE light pollution clause - which is as follows - to all our comments on planning applications:

'We request that any outdoor lights associated with this development should be

1. *Fully shielded*
2. *Directed downwards*
3. *Switched on only when needed (no dusk to dawn lamps)*
4. *White low energy lamps e.g., LED and not orange or pink sodium sources'*

2. We will also ask these questions of planning applications

- a. Will any new developments or proposed changes to an existing site materially alter light levels in the environment and adversely affect the use or enjoyment of nearby building or open spaces?
- b. Does the proposed development include large horizontal expanses of glass?
- c. Is the development near a dark skies area or intrinsically dark landscape?
- d. Would new lighting have impact on road safety?
- e. Will a proposal have a significant impact on protected site or species?

3. We will ask our residents to make the Norfolk Coastal Partnership Dark Skies pledge

1. Get out there and enjoy the night skies
2. Light only what needs lighting
3. Use only the amount of light that is needed
4. Shield your existing light fittings (and direct them downwards)
5. Light only when you need it (install motion sensors)
6. Use reflectors or solar lights
7. Use blinds and blinds to minimise light pollution from interior lighting
8. Tell your friends and neighbours
9. Encourage or support improved or reduced street lighting (if not in Cley, in neighbouring villages)
10. Contribute to the planning process and encourage better design in new development

Blakeney and Cley Parish Council February 2021